


Features:

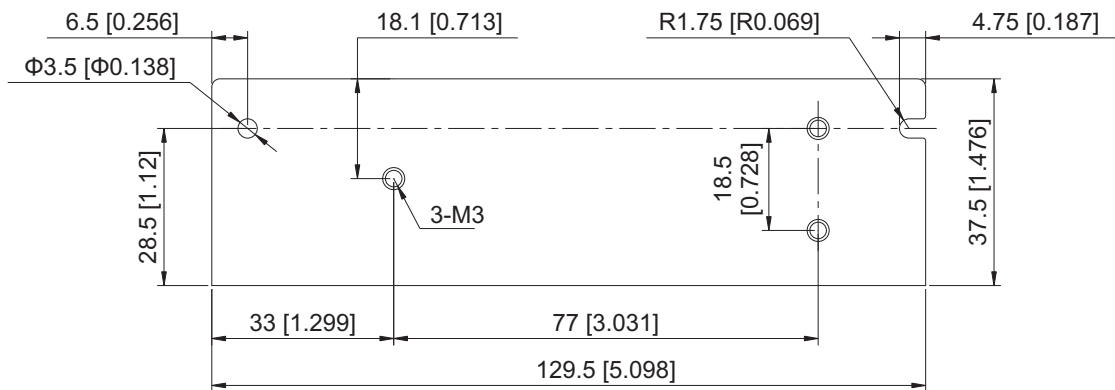
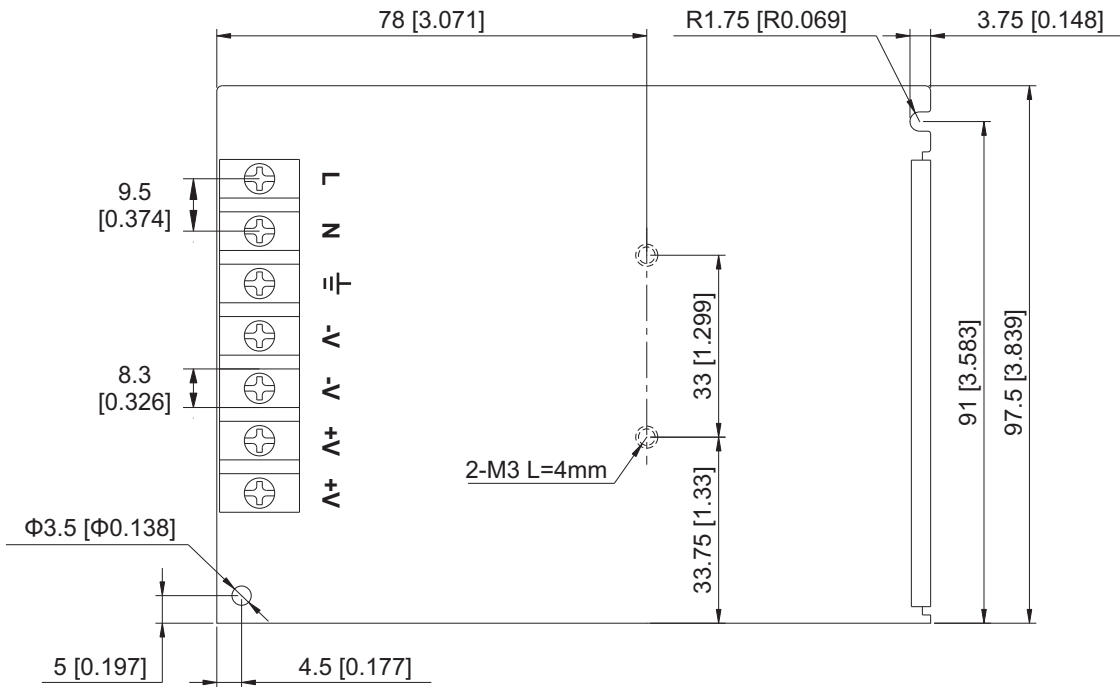
- Universal AC input / Full range
- Green design, No-load power consumption < 0.5W
- Protection: Short circuit, Over load, Over voltage
Brown-out (Low AC Input Voltage)
- High operation temperature up to 70°C
- Withstand 5G vibration test
- 3 years warranty



MODEL		GE-100-3.3	GE-100-05	GE-100-12	GE-100-15	GE-100-24	GE-100-48
Output	DC Voltage Range	3.3V	5V	12V	15V	24V	48V
	Rated Current	20A	16A	8.5A	7A	4.5A	2.3A
	Current Range	0 ~ 20A	0 ~ 16A	0 ~ 8.5A	0 ~ 7A	0 ~ 4.5A	0 ~ 2.3A
	Rated Power	66W	80W	102W	105W	108W	110W
	Ripple & Noise (Max.)	150mVp-p	150mVp-p	150mVp-p	150mVp-p	150mVp-p	200mVp-p
	Voltage Adj. Range	±10%					
	Voltage Tolerance	±3%	±2%	±1%	±1%	±1%	±1%
	Line Regulation	±0.5%					
	Load Regulation	±3.0%	±2.0%	±0.5%	±0.5%	±0.5%	±0.5%
	Setup, Rise Time	800ms, 80ms / 230VAC, 1000ms, 80ms / 115VAC at full load					
Hold Up Time	> 32ms / 230VAC, > 10ms / 115VAC at full load						
Input	Voltage Range	88 ~ 264VAC, 125 ~ 373VDC (Withstand 300VAC surge for 5sec. without damage)					
	Frequency Range	50Hz / 60Hz					
	Efficiency (Typ.) at 230VAC	79%	83%	86%	88%	88%	89%
	AC Current (Typ.)	2A / 115VAC, 1.4A / 230VAC					
	Inrush Current (Typ.)	Cold Start 40A / 230VAC					
Leakage Current	< 2mA / 240VAC						
Protection	Over Load	> 110% rated output power Protection type: Hiccup mode, recovers automatically after fault condition is removed					
	Over Voltage	115 ~ 150% rated output voltage (115 ~ 175%: only GE-100-3.3) Protection type: latch-off mode					
Environment	Working Temp.	-25 ~ 70°C (Refer to de-rating curve)					
	Working Humidity	20 ~ 90% RH non-condensing					
	Storage Temp. & Humidity	-40 ~ +85°C, 10 ~ 95% RH					
	Temp. Coefficient	±0.03% / °C (0 ~ 50°C)					
	Vibration	10 ~ 500Hz, 5G 10min. / 1cycle, period for 60min. each along X, Y, Z axes					
Safety & EMC	Safety Standards	Certified UL 60950-1; EN 60950-1					
	Withstand Voltage	I/P-O/P: 3KVAC (4242VDC), I/P-FG: 1.5KVAC (2121VDC), O/P-FG: 0.5KVAC (707VDC), 1minute					
	Isolation Resistance	I/P-O/P, I/P-FG, O/P-FG: 100M Ohms / 500VDC					
	EMI Conduction & Radiation	Certified EN 55022					
	Harmonic Current	Certified EN 61000-3-2; EN 61000-3-3					
EMS Immunity	Certified EN 61204-3; EN 55024; IEC 61000-4-2, 3, 4, 5, 6, 8, 11						
Others	MTBF	206K HRS Certified MIL-HDBK-217F					
	Dimension (WxHxD)	97.5x37.5x129.5 mm / 3.839x1.476x5.098 inch					
	Packing	0.45kg; 21pcs / 10.45kg / 0.64CUFT					
Note	<ol style="list-style-type: none"> 1. All parameters NOT specially mentioned are measured at 230VAC input, rated load and 25°C of ambient temperature. 2. Ripple & noise are measured at 20MHz of bandwidth by using a 12" twisted pair-wire terminated with a 0.1uF & 47uF parallel capacitor. 3. Tolerance: includes setup time tolerance, line regulation and load regulation. 4. Line regulation is measured from low line to high line at rated load. 5. Load regulation is measured from 0% to 100% rated load. 6. The power supply is considered a component which will be installed into a final equipment. The final equipment must be re-confirmed that it still meets EMC directives. 7. Length of setup time is measured at first cold start. Turning ON/OFF the power supply continuously may increase the setup time. 8. This test is done without enclosure. 						

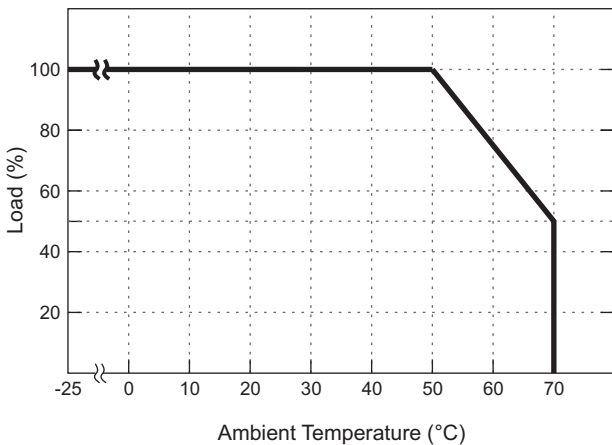
Mechanical Drawings:

Unit : mm[inch]



Derating Curve:

Load V.S Temp.



Load V.S I/P Voltage

