


Features :

- Universal AC input active PFC
- Protections: Short circuit / Over load / Over voltage / Over Temp.
- All using 105°C long life electrolytic capacitors
- High operation temperature up to 70°C
- Power OK signal
- U-bracket low profile: 38mm
- Free air convection for 200W
- High power density 4.7w/in³
- Withstand 2G vibration test
- High efficiency, long life and high reliability
- 3 years warranty



MODEL		UP-200-12	UP-200-15	UP-200-24	UP-200-48
Output	DC Voltage Range	12V	15V	24V	48V
	Rated Current	16.7A	13.4A	8.4A	4.2A
	Current Range	0 ~ 16.7A	0 ~ 13.4A	0 ~ 8.7A	0 ~ 4.2A
	Rated Power	200.4W	201W	201.6W	200W
	Ripple & Noise (max.) <small>Note.2</small>	120 mVp-p	150 mVp-p	180 mVp-p	150 mVp-p
	Voltage Adj. Range (VR1)	10.8 ~ 13.2V	13.5 ~ 16.5V	21.6 ~ 26.4V	43.2 ~ 52.8V
	Voltage Tolerance <small>Note.3</small>	±2%	±2%	±2%	±2%
	Line Regulation	±1%	±1%	±1%	±1%
	Load Regulation	±2%	±2%	±2%	±2%
	Setup, Rise Time	<800ms, <60ms at full load			
Hold Up Time (Typ.)	>16ms / 115VAC, >32ms / 230Vac at full load				
Input	Voltage Range <small>Note.4</small>	90 ~ 264VAC	127 ~ 370VDC		
	Frequency Range	47 ~ 63Hz			
	Power Factor (Typ.)	>0.92 / 230VAC, >0.95 / 115Vac at full load			
	Efficiency (Typ.)	87%	87%	88%	88%
	AC Current (Typ.)	2.4 A / 115VAC 1.2A / 230VAC (90Vac 2.88A)			
	Inrush Current (Typ.)	25A / 115VAC 50A / 230VAC			
Leakage Current	< 2mA / 230VAC				
Protection	Over Load	> 105% rated output power Protection type : constant current limiting, automatically after fault condition is removed			
	Over Voltage	115% ~ 150% rated output voltage Protection type : latch-off mode, re-power on to recover			
	Over Temperature	90°C ±5°C			
Environment	Working Temp.	-20°C ~ +70°C (Refer to output load de-rating curve)			
	Working Humidity	20 ~ 90% RH non-condensing			
	Storage Temp., Humidity	-40 ~ +85°C 10 ~ 95% R.H			
	Temp. Coefficient	±0.03%/°C (0 ~ 50°C)			
	Vibration	10 ~ 500Hz, 2G 10min./1 cycle, period for 60 min. Each along X, Y, Z axes			
Safety & EMC <small>Note.5</small>	Safety Standards	UL 60950-1, 2 nd Edition, TÜV EN60950-1 : 2006+A11 Approved			
	Withstand Voltage	I/P - O/P : 4242 DC I/P - FG : 2121 DC 1 minute			
	Isolation Resistance	I/P - O/P, I/P - FG, O/P - FG: 100M Ω / 500VDC			
	EMI Conduction & Radiation	EN55022 : 2006 Class B			
	Harmonic Current	EN61000-3-2: 2006 Class A, EN61000-3-3: 1995+A1: 2001+A2: 2005			
	EMS Immunity	EN61204-3: 2000, EN55024:1998+A1: 2001+A2: 2003 light industry level, criteria A			
Others	Connection	I/P 5P / 3.96mm pitch, O/P : 4P/9.5mm terminal block with cover or 6Px2 3.96mm pitch(select by user)			
	Power OK signal	Relay contact 1A / 120Vac - 230Vac			
	Cooling	Free Air convection			
	MTBF (MIL-HDBK-217F)	139Khs			
	Dimension (W*H*D)(mm)	202x101.5x38			
	Packing	0.7kg ; 16Pcs/12.5kg			
Note	<ol style="list-style-type: none"> 1. All parameters NOT specially mentioned are measured at 230VAC input, rated load and 25°C of ambient temperature. 2. Ripple & noise are measured at 20MHz of bandwidth by using a 12" twisted pair-wire terminated with a 0.1uf & 47 uf parallel capacitor. 3. Tolerance: includes set up tolerance, line regulation and load regulation. 4. De-rating may be needed under low input voltages. Please check the de-rating curve for more details. 5. The power supply is considered a component which will be installed into a final equipment. The final equipment must be re-confirmed that it still meets EMC directives. 				

Unit : mm

Mechanical Specification

MODEL:UP-200C

AC Input Connector (CN1) :
JST B5P-VH or equivalent

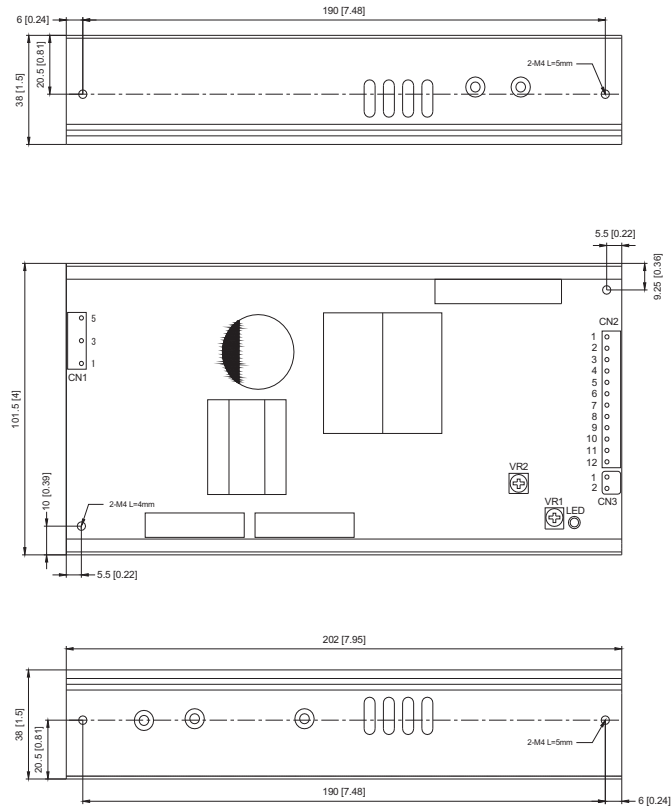
Pin. No.	Assignment	
1	Ground/Earth	FG
2	N.C	N.C
3	Neutral	AC/N
4	N.C	N.C
5	Live	AC/L

DC Output Connector(CN2 for UP-200C):
JST B6P-VH or equivalent

Pin. No.	Assignment	
1-6	VO-	Return
7-12	VO+	+Main Output

DC Output Connector(CN3):
JST B2P-VH or equivalent

Pin. No.	Assignment
1	COM
2	N.C



MODEL:UP-200T

AC Input Connector (CN1) :
JST B5P-VH or equivalent

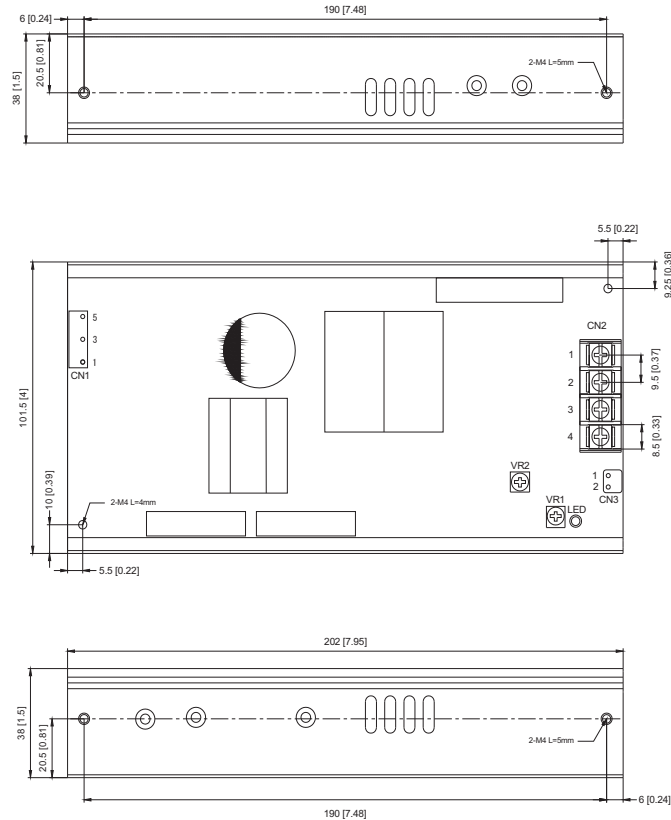
Pin. No.	Assignment	
1	Ground/Earth	FG
2	N.C	NO PIN
3	Neutral	AC/N
4	N.C	N.C
5	Live	AC/L

DC Output Connector(CN3):
JST B2P-VH or equivalent

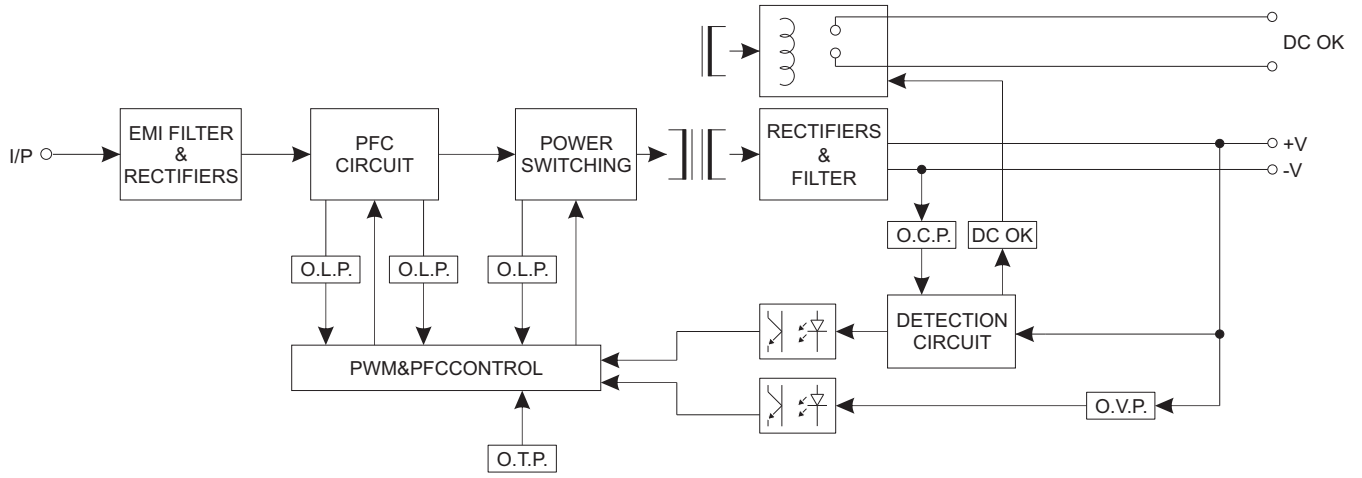
Pin. No.	Assignment
1	COM
2	N.C

DC Output Terminal(CN4 for UP-200T):
Pitch 9.5mm:

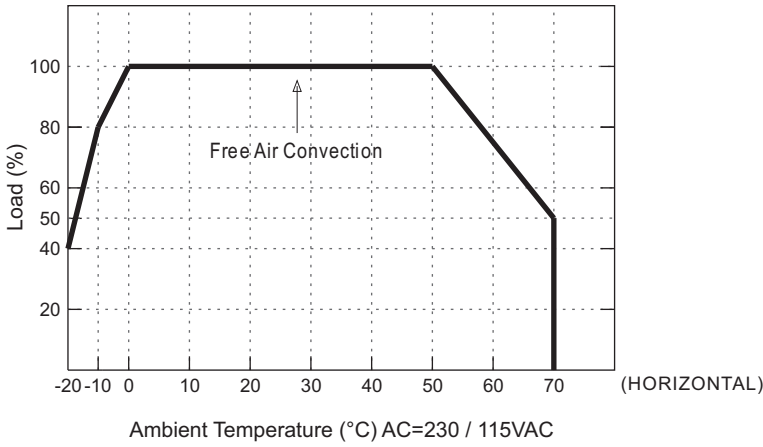
Pin. No.	Assignment	
1	VO(-)	Return
2	VO(-)	Return
3	VO(+)	+Main Output
4	VO(+)	+Main Output



Block Diagram



De-rating Curve



Static Characteristics

